

# Getting started with Kahoot!



**New to Kahoot!? You'll be making and playing awesome learning games in no time - just follow the step-by-step instructions in this guide.**

You'll learn how to discover and play games created by others, duplicate and edit public games, and even create your own kahoots.

## **First, what is Kahoot!?**

Kahoot! is a game-based learning platform used by millions of people around the world every day to discover, create, play and share learning games.

Kahoot! can be used for any subject, any age, and with any device - and players don't even need to register for an account. Our platform is designed to make learning fun - but it's not just for the classroom.

There are millions of people using Kahoot! every month in hundreds of different settings, from classrooms to business meetings to sporting events, award ceremonies, and even parties! For example, wedding kahoots seem to be a popular genre!

That's right - Kahoot! is all about coming together and making learning awesome. Whether you come together to learn about quadratic equations or food trivia, it's up to you.



## **TOP TIP!**

One of the things that makes Kahoot! so unique is that it's a platform where you decide on the content, the imagery and how the game is played.

Search in our public library with millions of kahoots and adapt them for your learners, if you don't have time to create a game from scratch.



# How to play your first kahoot

**Kahoots are best played in a group setting, like a classroom or a conference room – or even with family at home.**

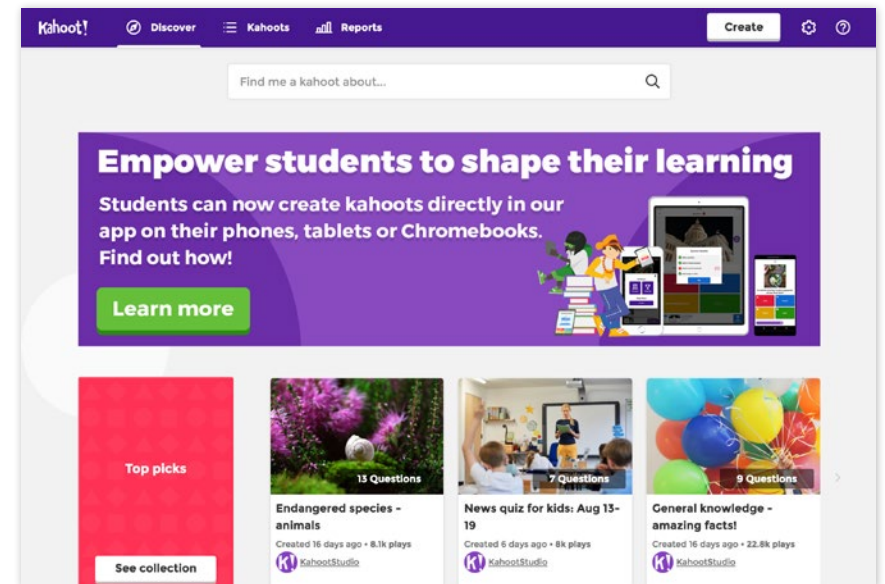
Games are displayed on a shared screen – for example a smart TV, a laptop or an interactive whiteboard. You can also use screen sharing tools like Skype, Appear.In, or Google Hangouts to include players from other classes or other parts of the world.

Players join in using their own device – whether that is a smartphone, tablet, laptop, or desktop doesn't matter, as long as they have a browser and good internet connection.

## Step 1: Find a game to play

There are millions of public kahoots available on the platform. Search for a game on a relevant topic, or choose a kahoot from the start page. For example, try one of our curriculum-aligned games in math, science, and other subjects.

Or maybe you've created your own kahoot already? Open the kahoot and click **Play**.



### TOP TIP!

Players don't need an account to play!



## How to play your first kahoot

### Step 2: Launch the game so players can join


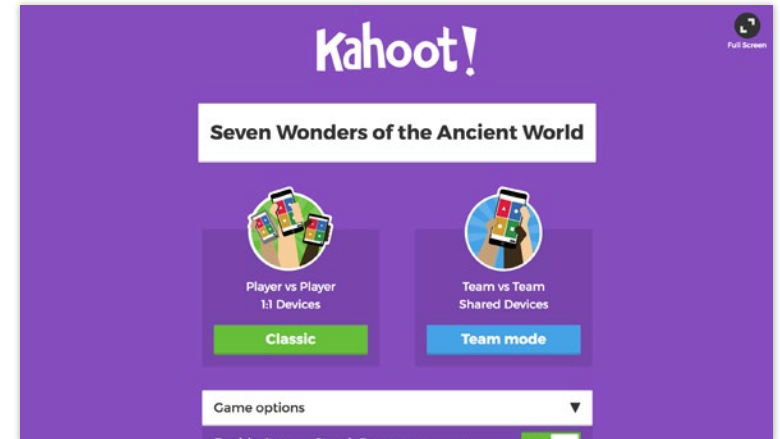
Change the settings if you like (for example, randomize the order of questions, control answer streak bonus, etc) and click on **Classic** or **Team mode** to start letting players in.

A unique Game PIN will be displayed at the top of the screen. Players enter this PIN to join the game in the [Kahoot! app](#) for iOS and Android. Alternatively, if they can't install the app on their device, they can join by going to [kahoot.it](#) in their browser.

### Step 3: Play the kahoot

Click **Start** once you can see all the players' nicknames on the "lobby" or waiting screen. During gameplay you can use the space bar or your mouse to go to the next question.

At the end of the game, click **Feedback and Results**, and then **Final Results** to save and download the scores, favorite, or play again.





# How to make your first kahoot

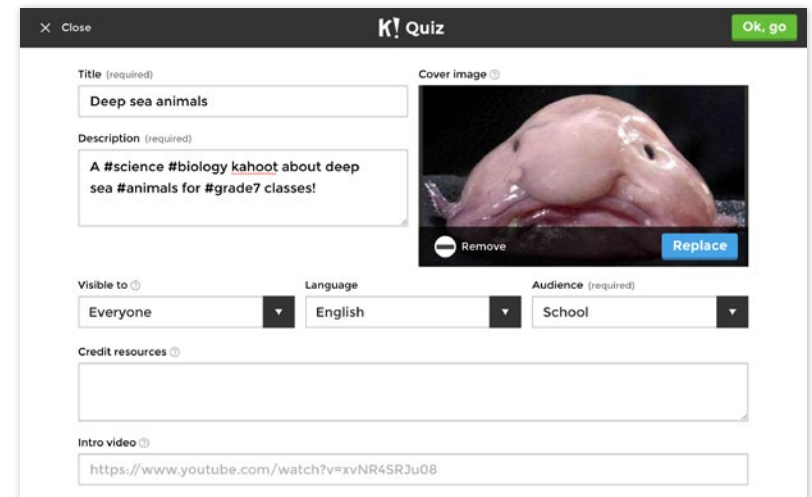
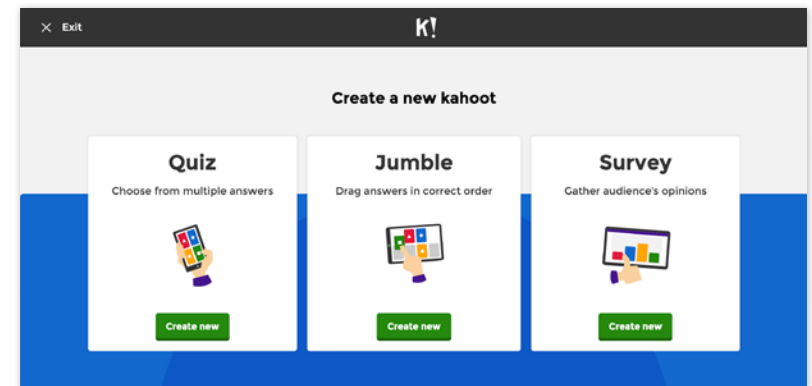
Creating your very first kahoot is lots of fun. Once you've done your research and established your learning objectives, you can jump right in!

## Step 1: Log in and click Quiz, Jumble, Discussion, or Survey

Log in to [create.kahoot.it](https://create.kahoot.it) and click **Quiz, Jumble, Discussion,** or **Survey** to create a fun learning game in minutes, made from a series of multiple choice questions.

## Step 2: Add a description, tags, and cover image

Adding a good description helps you define learning objectives for the game and keep it focused. Using descriptive tags will ensure other teachers can find it easily. A great cover image helps the kahoot stand out and attract more players.





## How to make your first kahoot

### Step 3: Create the learning game by adding questions, answers, and imagery

Follow the instructions on-screen to add questions, answers, images and video clips. You can also fine-tune the kahoot using different timer and points settings or setting multiple correct answers.



#### TOP TIP!

Have you tried **Jumble** yet? This is a game format where accuracy is king. Players will have to place the answers in correct order.

The screenshot shows the Kahoot! question editor interface. At the top, there is a 'Close' button on the left and a 'Next' button on the right. The main content area is titled 'Question 1' and contains the following elements:

- Question (required):** A text box containing the question: "The dumbo octopus can be found as deep as...".
- Timer:** A dropdown menu showing options: 5 sec, 10 sec (highlighted), 20 sec (checked), 30 sec, 60 sec, 90 sec, and 120 sec.
- Award points:** A green 'YES' button next to the 'Award points' label.
- Media:** A video player showing a dumbo octopus. Below the video are 'Remove' and 'Replace' buttons.
- Answers:** Four text boxes for answers, each with a checkmark icon to its right:
  - Answer 1 (required): 5000 feet
  - Answer 2 (required): 9000 feet
  - Answer 3: 13000 feet
  - Answer 4: 15000 feet
- Credit resources:** A text box containing the URL: <https://en.wikipedia.org/wiki/Crimpot euthis>

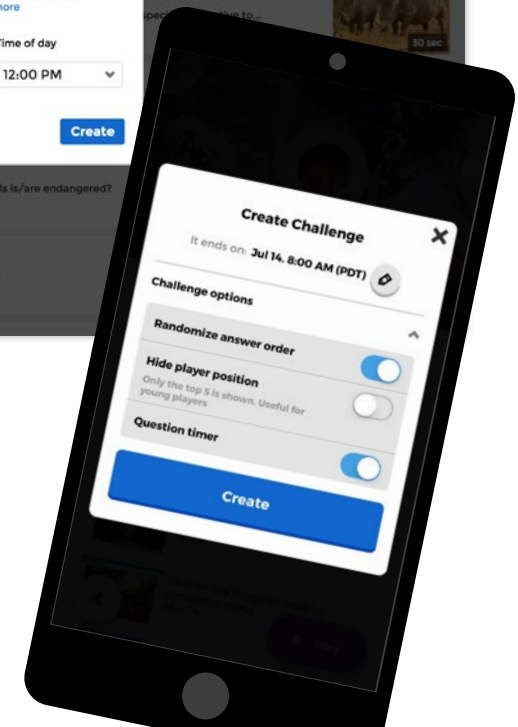
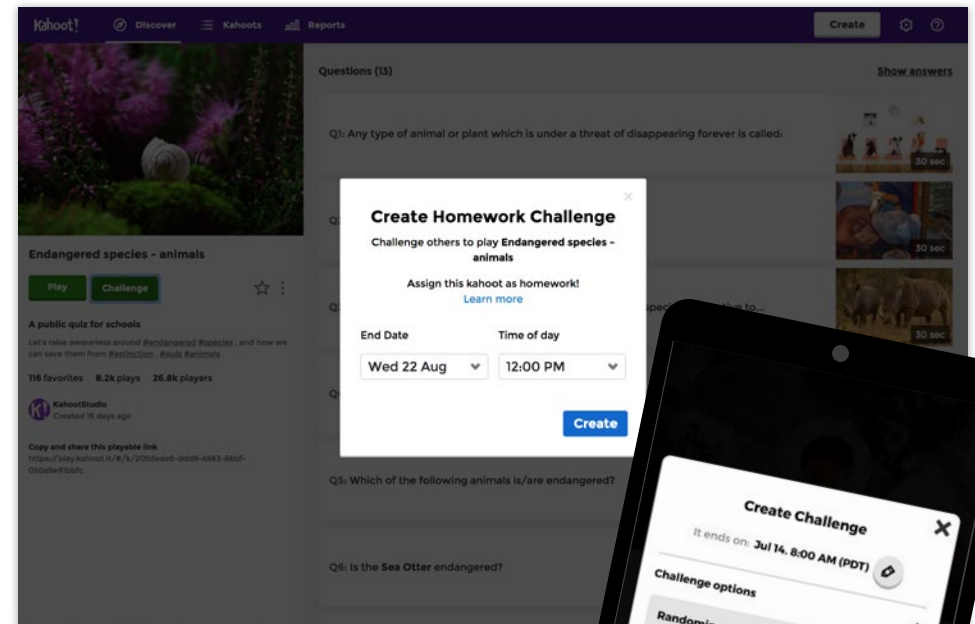
# How to assign a kahoot as homework

In addition to playing live in a group setting, you can also assign kahoots as homework with the challenge feature.

Save time on correcting assignments and make homework really engaging for students. They play homework challenges after class in our [mobile app](#), and you get a neat report with the results.

On your computer, open a kahoot and hit the **Challenge** button. Select when you want the challenge to end, copy the link or the game PIN and share it with your students. For example, via LMS, email, etc. It's possible to challenge players from the mobile app, too: log in to your account, open a kahoot you like, tap **Play** and **Challenge friends**.

You can also challenge your friends and family with a cool quiz for fun!





## Say hello!

Get in touch anytime - whether you need a hand, have stories or resources to share, want to chat about an event, or just say hello.

### Support & FAQ

[Frequently Asked Questions](#)

[Kahoot! support, knowledgebase, and suggestions](#)

Tweet [@KahootSupport](#)

[Facebook community \(get help from other Kahoot!ers\)](#)

### Ready for more?

Maximize your learning impact and master advanced features by getting Kahoot! Certified! Our free, online program can be taken at your own pace. You'll score awesome diplomas, badges and could even claim professional learning credits.

Get certified at [kahoot.com/certified](https://kahoot.com/certified)



@GetKahoot



@GetKahoot



@GetKahoot



@GetKahoot



hello@kahoot.com