



# Kahoot! Certified for schools



**Course 1**  
Bronze level

## Get started and discover with Kahoot!

Welcome to the first course of the Kahoot! Certified for schools program! Before we get started, please be sure not to share these guides further, they are only for those getting certified! :)

You've taken your primary steps to becoming an expert in Kahoot!, and we can't wait to help and guide you on your way – it's onwards and upwards from here!

Once you complete this course, you'll achieve the following learning objectives:

1. Effortlessly **navigate** the Kahoot! platform
2. **Search and discover** existing high-quality kahoots from our library of millions

3. **Duplicate and customize** an existing kahoot to fit your needs
4. **Launch and host** a kahoot game in your class

After you review the course material, you'll be ready to take the assignment as a challenge in our app, in order to obtain your diploma and **Bronze** badge. With your diploma, you'll have proof of passing this course, and you could also be eligible to claim the course as a **Professional Development** credit. You'll then be able to proceed to the next course in the Kahoot! Certified for schools program!

In order to complete the course assignment, you'll need to download the Kahoot! app to your iOS or Android device. You can find it in the [App Store](#) or on [Google Play](#).

**Here's a reminder of how to open a Kahoot! challenge with the assignment:**

1. After downloading the Kahoot! app to your mobile device, **log in** to your Kahoot! account – we need this info to be able to send you your diploma and badge!
2. When prompted to open the assignment challenge, **click the URL** to open the challenge in-app, or enter the PIN manually.
3. You'll then be able to **accept the challenge**, and play the assignment, which is structured as a multiple-choice kahoot quiz. You can do the assignment in short rounds taking breaks in between, or all at once.



# Navigating the Kahoot! platform

First things first, let's recap what Kahoot! is – it's a game-based learning platform for any subject, in any language, on any device, for all ages. It was designed to make learning fun, and was built on three founding principles – Social, Play and Learn.

In this section, we'll show you the way around Kahoot!. To get started, log into your Kahoot! account. You'll immediately land on your **Home** page.



## Discover page

There are tens of millions of public kahoots created by our us, our users, and our partners – on all topics, for all grades, age levels and contexts.

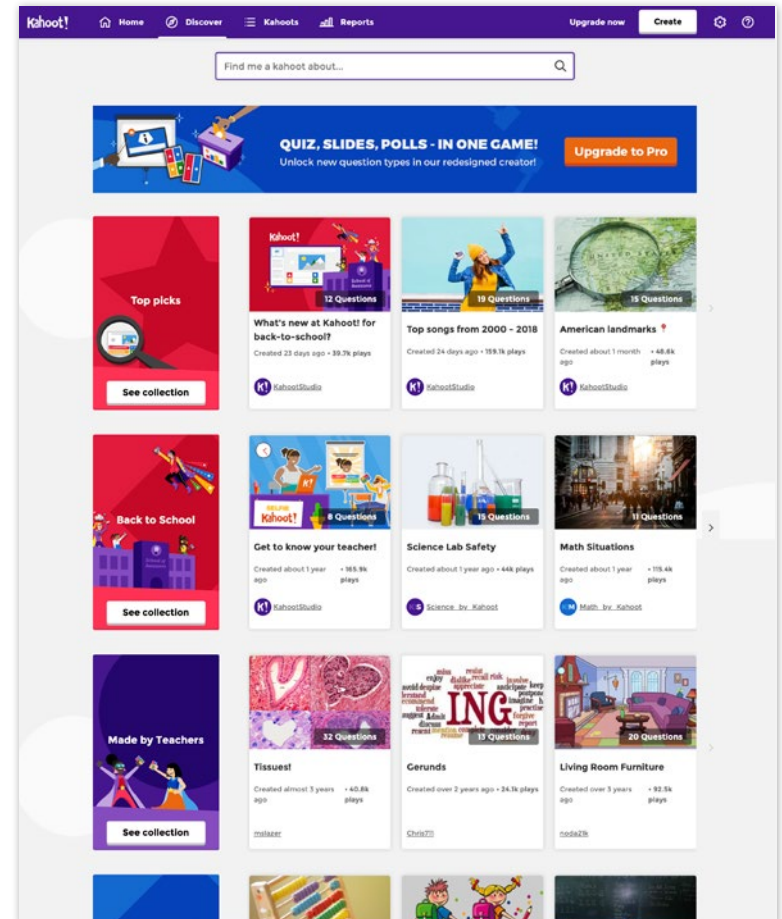
All kahoots are categorized into various collections. For example, there are regularly refreshed collections for **Top picks**, **Trending**, and **Trivia**.

You can play any existing kahoot, duplicate and edit it before you play, or create a completely new kahoot from scratch.

**We also have hundreds of ready-to-play games in our Kahoot! Studio collections.**

Our **Kahoot! Studio** collections cover core subject areas such as:

- ▶ Math
- ▶ ELA (English Language Arts)
- ▶ Science
- ▶ History & Social Studies
- ▶ Computer Science





## Navigating the Kahoot! platform



To create a kahoot, click the **Create** button to navigate to the kahoot creator.



### The kahoot creator

Start a kahoot from scratch, or use one of our handy templates to save time! You have the option to choose from several different question types:



#### Quiz

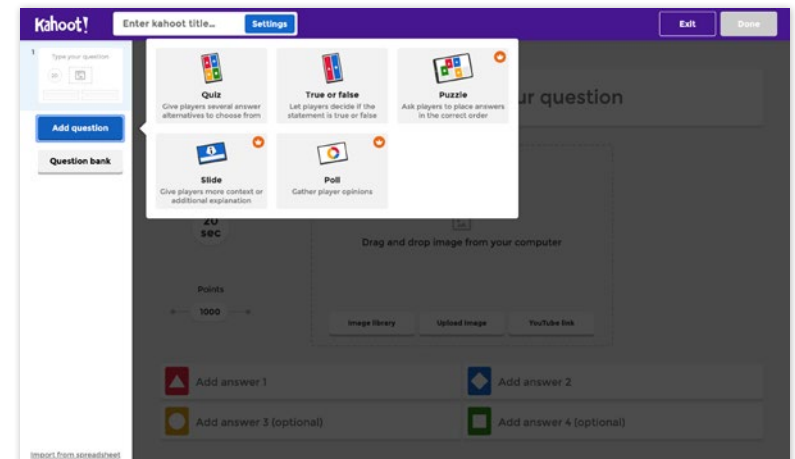
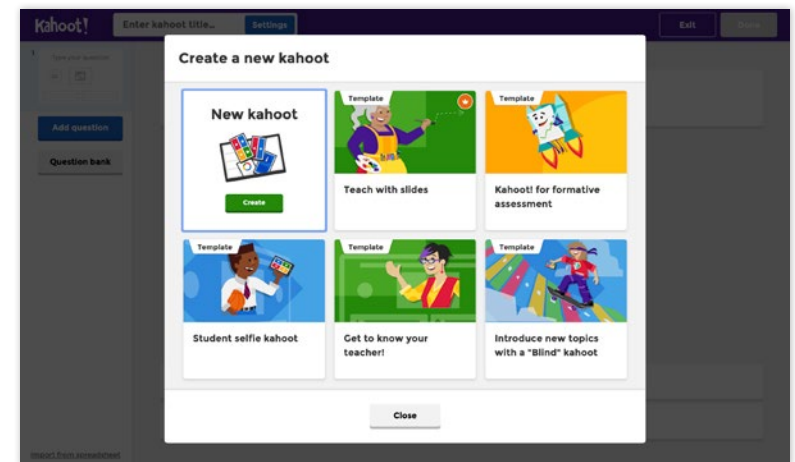
Our most popular, multiple-choice quiz game type – choose from two to four answer alternatives



#### True or false

A quick way to assess initial understanding or check how well students are paying attention

Instead of typing questions and answers from scratch, you can also search our **question bank** across millions of public kahoots, as well as ones you've already created! Just start typing a question and you'll get autosuggestions that you can review and refine, including images. Using the question bank will help you create kahoots up to 3 times faster!





## Navigating the Kahoot! platform

To find all the kahoots you've created, navigate to the **Kahoots** button on the top navigation bar.

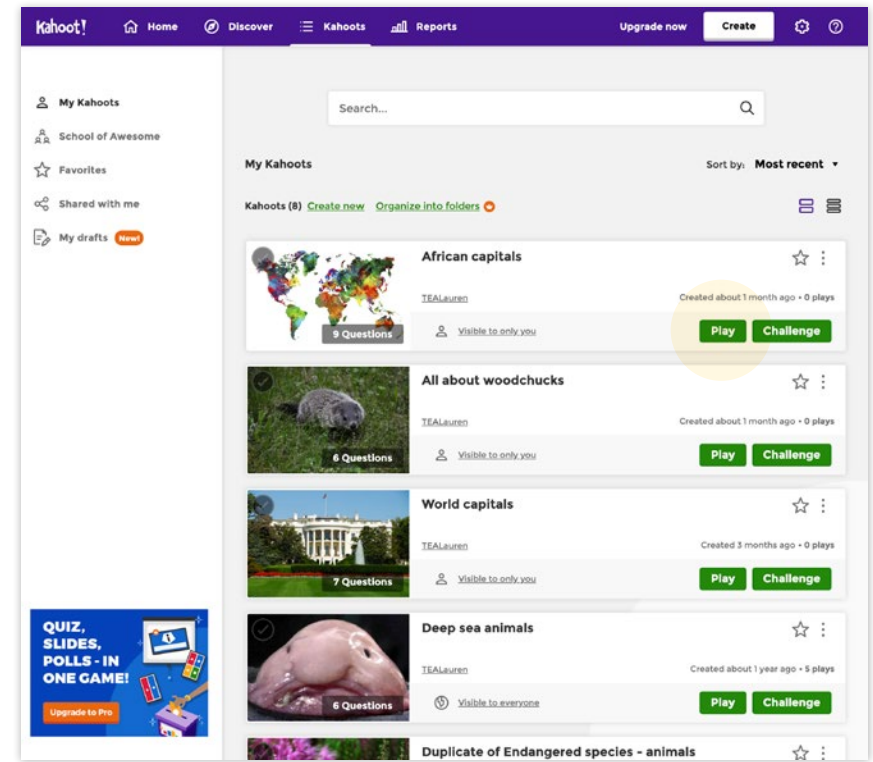


### My kahoots

On this page you'll not only have an overview of all the kahoots you've ever created yourself – stored in reverse chronological order – but also those you've favorited and those others have shared with you.

On this page, you can directly **Play, Challenge** (for homework – a feature we'll dig into further down the line!), or **Edit** your kahoots.

Click the title of a kahoot to navigate to its overview page. From there, you can also duplicate (i.e. make a copy) the kahoot and edit it – great if you want to tweak a kahoot slightly – or delete a kahoot you no longer need.





## Navigating the Kahoot! platform

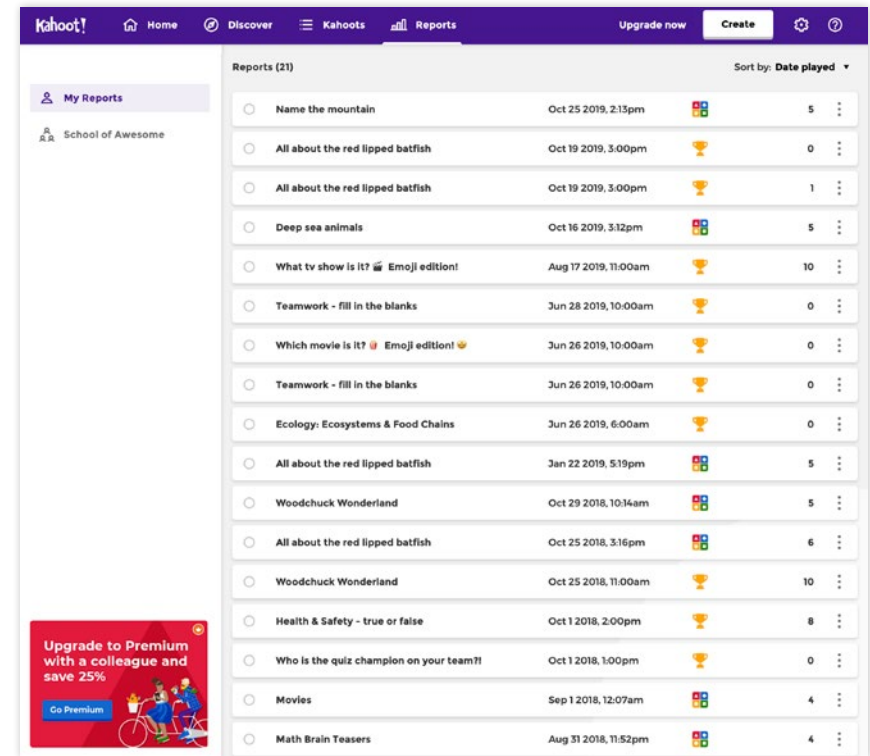
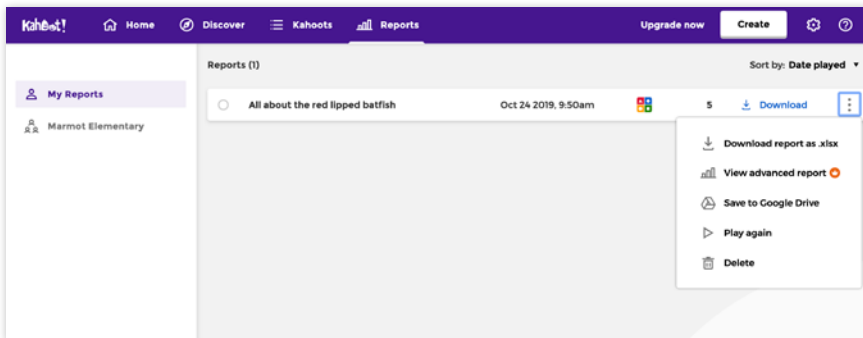
After playing a kahoot live in class, or as a homework challenge, all the results and data from the game feed into the **Reports** page.



### Reports

The **Reports** page displays a full list of the results of all kahoots you've ever hosted – either live or as a challenge – in reverse chronological order.

Each kahoot is time-stamped for easy filtering and searching. You can download the results report to Excel or to Google Drive.





## Navigating the Kahoot! platform

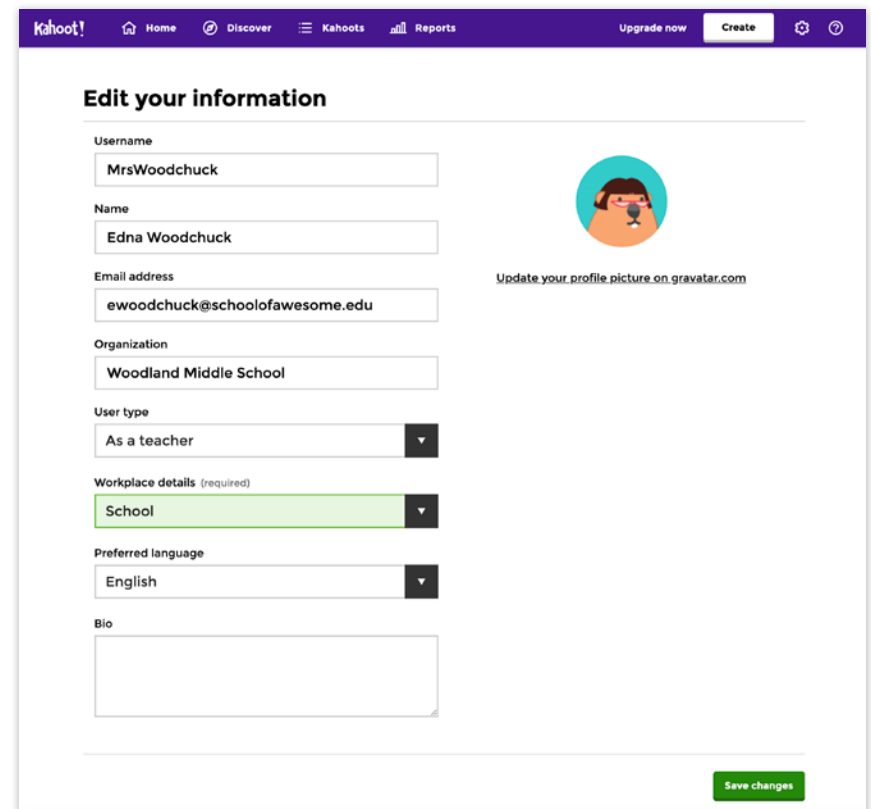
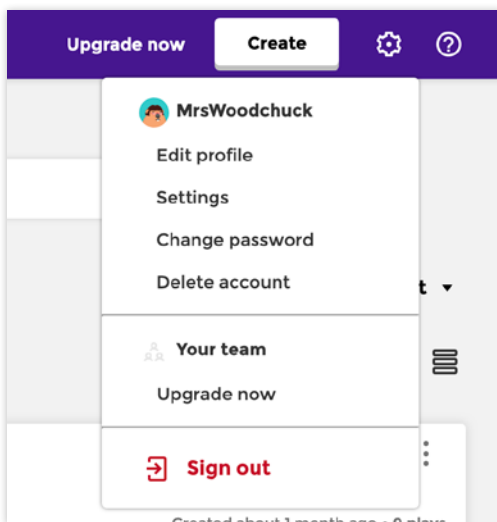
The final part of the platform to navigate is your Kahoot! **Profile** page, which you can access by clicking on the settings cog.



### Profile page

Your profile shows your avatar (you can upload a picture), your username, bio and list of kahoots. You can edit your profile by clicking the cog dropdown next to your avatar.

In this dropdown, you can also change your security and notification preferences by clicking **Settings**, or change your password.





# How to search for kahoots

Our Kahoot! library has millions of existing public kahoots for you to play, duplicate or edit. How do you get started finding a great kahoot?

## Logged in to your Kahoot! account

Once on the **Discover** page, the world - of kahoots! - is your oyster! Our collections of games are categorized in the following way:

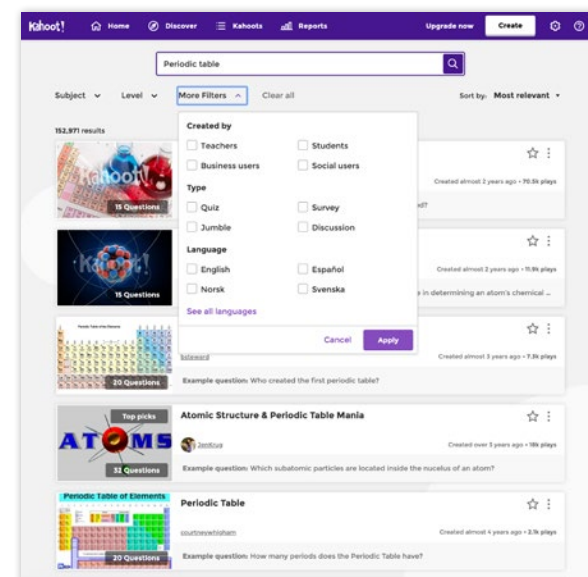
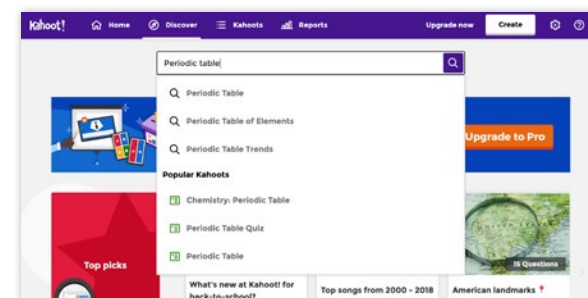
- ▶ **Top Picks**  
Hand curated by the K!rew
- ▶ **Trending**  
Kahoots popular right now!
- ▶ **Collections by our content partners**  
From Code.org, American Museum of Natural History, Kaplan, and more!
- ▶ **Kahoot! Studio collections**  
Math, Science, ELA, History, and other core topics covered
- ▶ **Trivia**  
Fun, topical, or themed games to enjoy socially and test your knowledge

However, if you're looking for something specific, get started by typing a keyword or phrase into the search bar. In our example, we'll use **Periodic table**.

We'll auto-suggest popular kahoot that fit your search terms (based on factors such as number of kahoot plays), but if you want to dig deeper, you can filter by **Subject, Grade Level**, and other filters, such as language, game type, and audience (i.e. is the kahoot for school, an event, etc.)

Once you find a kahoot you like, you can play it right away, or click the star button next to it to add it to your list of **Favorites**.

You can also share links to search results for a specific keyword with your colleagues, friends or students - just copy and share the URL after you've performed a search.





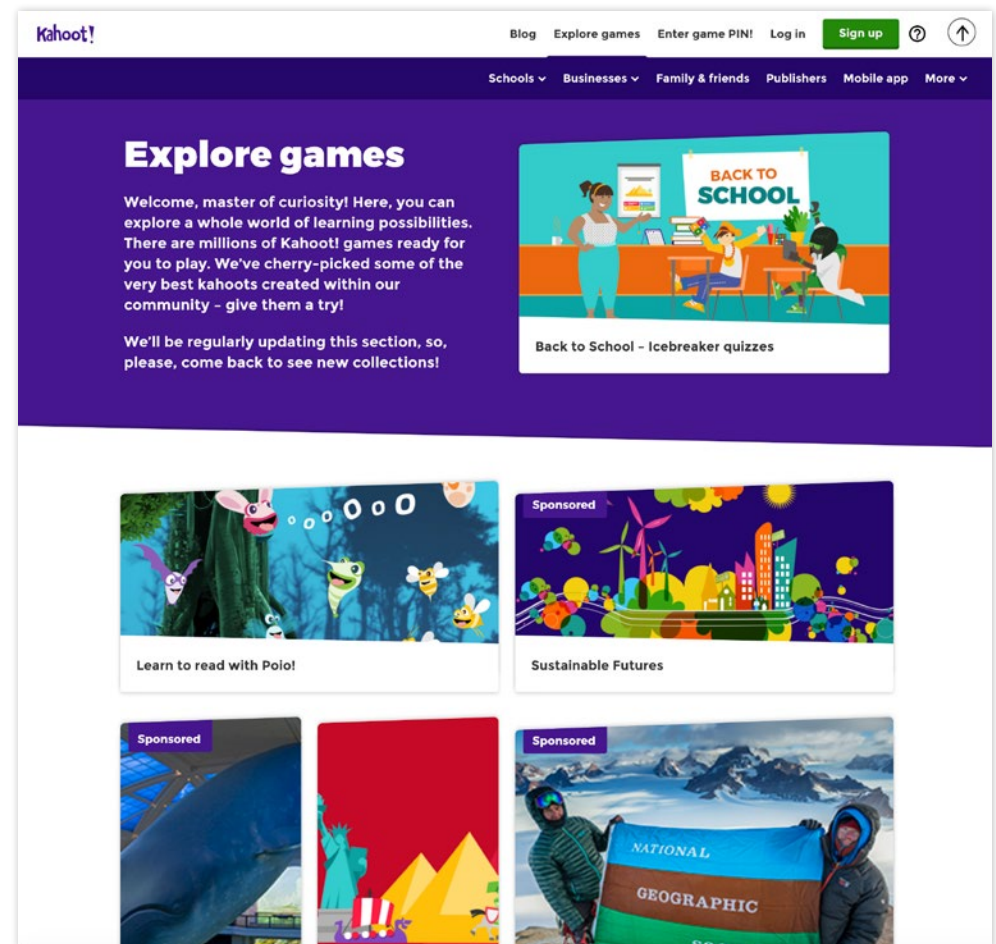
## How to search for kahoots



### Website

Awesome kahoots can also be found on our website, kahoot.com. By clicking **Explore games** in the top navigation bar, you'll be directed to a page with a big catalog of themed kahoot collections, spanning topics such as math, science, trivia, sports, music and more, as well as our full **Kahoot! Studio** collections. We also add special collections of informative and entertaining kahoots around the time of big holidays such as Christmas, Halloween, Thanksgiving, etc.

Clicking on the title of your chosen kahoot will allow you to quickly preview a few questions. Once you're ready to hit **Play**, you'll be redirected to Kahoot! for a full overview of the game.







# How to duplicate, edit, and share kahoots

With millions of public kahoots on our platform, it's easy to find a game that's relevant to what you're looking for. However, what if it needs tweaking, personalizing or doesn't quite fit the standard you use? That's where our Duplicate feature comes in!

## How to duplicate and edit a kahoot

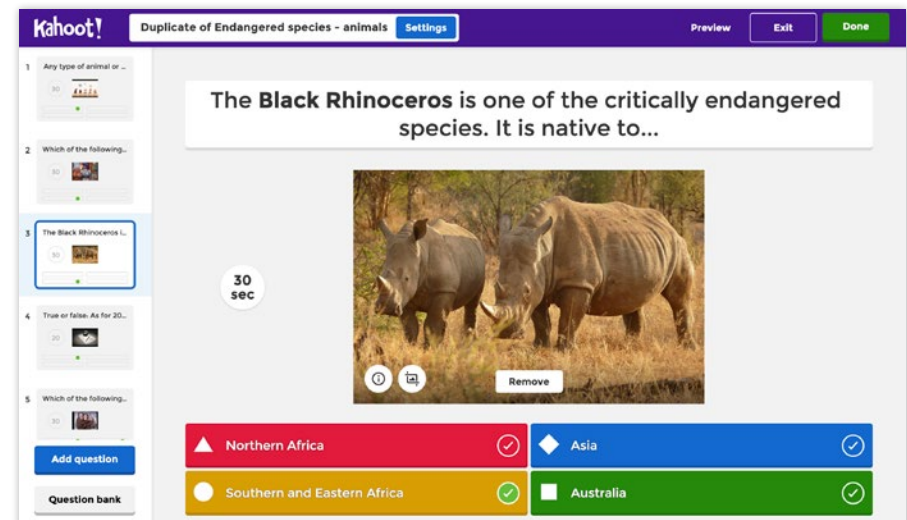
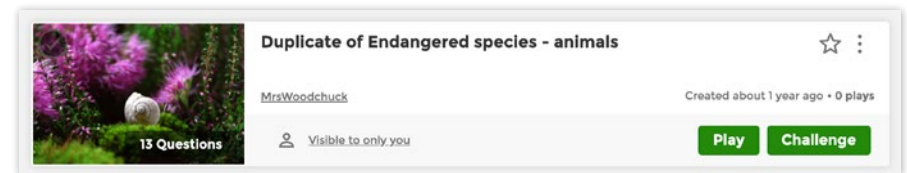
Click on a kahoot from the **Discover** page, or **Explore games** on our website, to see an overview of all the questions and preview answer options.

Once you've decided on the kahoot you want to edit, click the 3-dot dropdown next to the kahoot's title, and then hit the **Duplicate** button.

Immediately, you'll be taken to the kahoot draft page. The duplicated kahoot is also auto-saved into **My kahoots**. You'll notice that the title will be prefaced with **Duplicate of...**

From the kahoot draft page, you can edit the title, description, questions, change, remove, or edit answer options, rearrange question order, change the time limits for each question, and add or remove imagery and/or video.

Once the kahoot is tailored to your needs, hit **Done**, and your kahoot will be done and dusted - ready to **Play, Preview, Challenge** or **Share!**



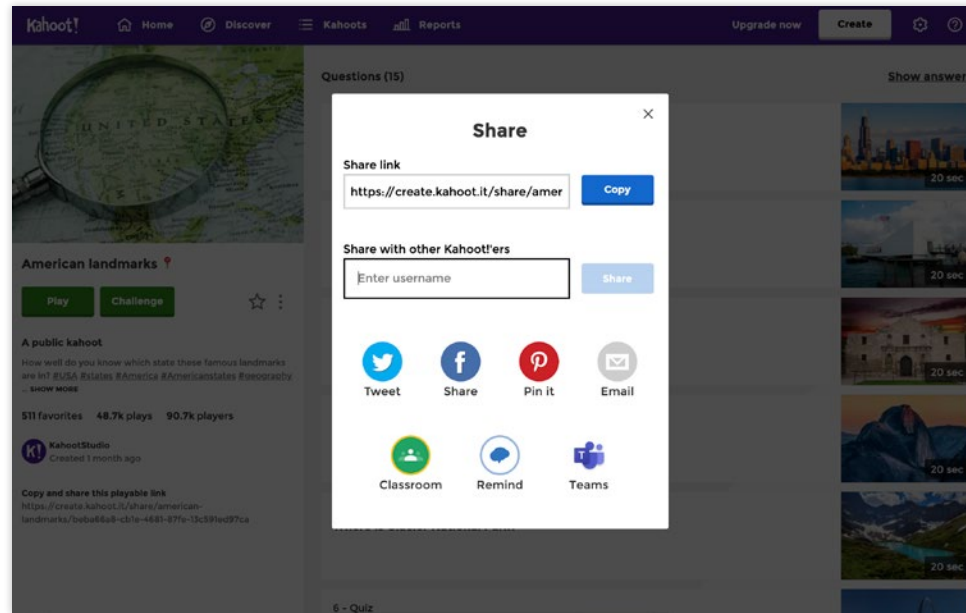
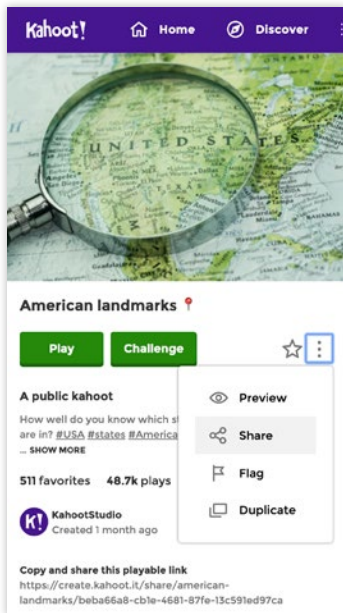


## How to duplicate, edit, and share kahoots



### How to share a kahoot

Sharing a kahoot with others is a great way to spark collaboration! Simply click the **Share** button on the kahoot overview page. You can either enter the Kahoot! username of the person you wish to share with, or simply copy and paste the kahoot URL directly (you can only share the URL of a public kahoot).





# How to play a kahoot

**Now, let's get to the really fun part. Ready to play a kahoot? Of course you are!**

Live kahoots are best played in a group setting, like a classroom or a conference room. Games are displayed on a shared screen – for example a smart TV, a laptop or an interactive whiteboard. Players join in using their own device – whether that is a smartphone, tablet, laptop, or desktop – it doesn't matter, as long as they have the Kahoot! app or a browser and good internet connection. What's more, players don't need an account to play a kahoot!





## How to play a kahoot



### Step 1: Launch the game so players can join

Click the **Play** button for the kahoot you wish to host. Click the **Classic** button (we'll cover other game modes and options later in the program). Change the game options if you like (for example, randomize the order of questions, generate random nicknames for players, etc) and click on **Classic** or **Team mode** to start letting players in.

A unique **Game PIN** will be displayed at the top of the host's screen. Players enter this PIN, followed by their nickname, to join the game in the Kahoot! app for iOS and Android. Alternatively, if they can't install the app on their device, they can join by going to kahoot.it in their browser.

As the host, you also have the ability to kick unsavory or naughty nicknames out of the game, if you hover over them and click. :) However, this won't be an issue if you enable the nickname generator when launching the game!





## How to play a kahoot



### Step 2: Play the kahoot

Click **Start** once you can see all the players' nicknames in the lobby, or waiting screen. Don't forget to hit the black, circular **Full screen** button in the top right corner to maximize the experience! During gameplay, you can use the spacebar or your mouse to go to the next question.

At the end of the game, you can click **Feedback** and **Results**, and then **Final Results** to save and download the scores, favorite or play again (more on this later!).

### Here ends the bronze course in the certification program!

Once you're ready to take the assignment, you can find the challenge link on the Kahoot! Certified page, and follow the instructions. We hope you'll continue to progress through Kahoot! Certified for schools!

**What was important about the Roman Republic?** Go Full Screen

27  Skip

**0** Answers

- All people in Rome were considered citizens.
- Every class (except slaves) felt represented in society.
- It was the most successful government in ancient times.
- The Republic abolished slavery early on.

**Game Over** Full Screen

Show feedback

Woodchuck 🐿	3,890
DaniellaL	3,866
ILoveKahoot!	3,004
ProKahooter	2,931
Kristine 🍌	2,795

What would you like to do next?

- [View Report](#)
- [Save Results](#)
- [Play Again](#)
- [New Game](#)