



Kahoot!
Certified for
schools



Connected Kahoot!'ing

Welcome to Kahoot!'s Advanced Certification course on Connected Kahoot!'ing, with our special guest host, Steve Auslander! Before we get started, please don't share these guides further as they are only for those getting certified! :)

After you complete this course, you'll achieve the following learning objectives:

1. Understand the benefits and impact of a connected kahoot
2. Learn how to find other classrooms for connected kahoots
3. Learn how to facilitate a connected kahoot, step by step

After you review the course material, you'll be ready to take the assignment via our app in order to receive your exclusive badge.

In order to complete the course assignment, you'll need to download the Kahoot! app

to your iOS or Android device. You can find it in the [App Store](#) or on [Google Play](#).

Here's a reminder of how to open a Kahoot! challenge with the assignment:

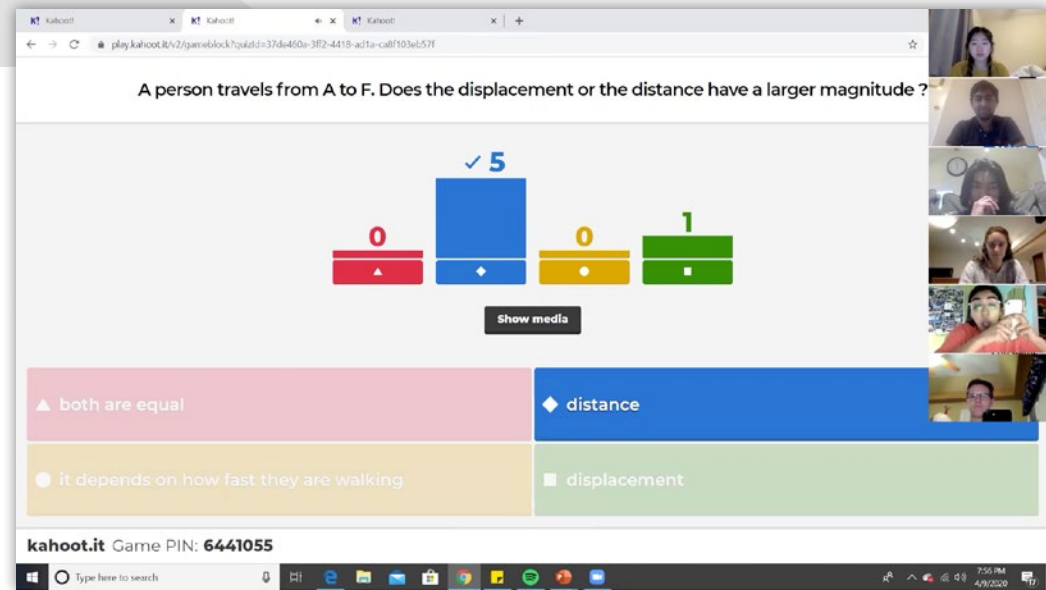
1. After downloading the Kahoot! app to your mobile device, **log in** to your Kahoot! account – we need this info to be able to send you your diploma and badge!
2. When prompted to open the assignment challenge, **click the URL** to open the challenge in-app, or enter the PIN manually

3. You'll then be able to **accept the challenge** and play the assignment, which is structured as a multiple-choice kahoot. You can do the assignment in short rounds, taking breaks in between, or all at once.

Connected Kahoot!'ing



Connected kahoots help you take the Kahoot! experience beyond the classroom - and even beyond your country - to create impactful learning experiences in a virtual environment!



It's a great way to build and grow meaningful connections between students and teachers, which is essential during times of distance learning. In essence, connected Kahoot!'ing is playing a live game of Kahoot! but with other classes or schools in another location - whether that's in a different campus, city, state, or even country! Participants use Kahoot! with an online video conferencing tool (with screen sharing capability) to facilitate this.

Here are the basic tools you'll need to get started with a connected kahoot:

1. **A webcam** - so other participants can see you
2. **Video conferencing tool** - for example, Skype or Google Hangout
3. **Ability to share your screen** - most video conferencing tools offer this ability

What are the benefits of connected kahoots?

By breaking down classroom barriers, connected kahoots can ensure a positive impact on students - and teachers!

Here are some of the core benefits for students:

- ▶ Learn new concepts or review concepts in an engaging way with their peers
- ▶ Discover that what they're learning is relevant to other students in other places - not just in their classroom
- ▶ Have the opportunity to compete with each other in a friendly way
- ▶ Foster a more global mindset - by interacting with their peers in other countries, they can learn about other cultures and languages, as well as similarities they share
- ▶ Helps engage them on any topic - from math to pop culture!

How to find other classrooms for connected kahoots

Not sure where to start with a connected kahoot?

Firstly, think about your priorities - do you want to find a teacher by location, grade, subject, or learning unit? Once those are clear, there are several places you can search for the right teachers to connect with

- ▶ **Social media** - share a request to find another teacher on your Twitter or Facebook, or directly reach out to a teacher in your existing networks. Be sure to join our [educator-only Facebook group](#) to find other educators familiar with Kahoot!
- ▶ **Skype in the Classroom** - if you head over to [Skype in the Classroom](#), and click Skype Collaborations, you'll be able to register for connected kahoots
- ▶ **Email** - a connected kahoot doesn't have to take place in two different countries! Reach out to other educators in your district's network to plan a connected kahoot between classrooms in different schools in your region.

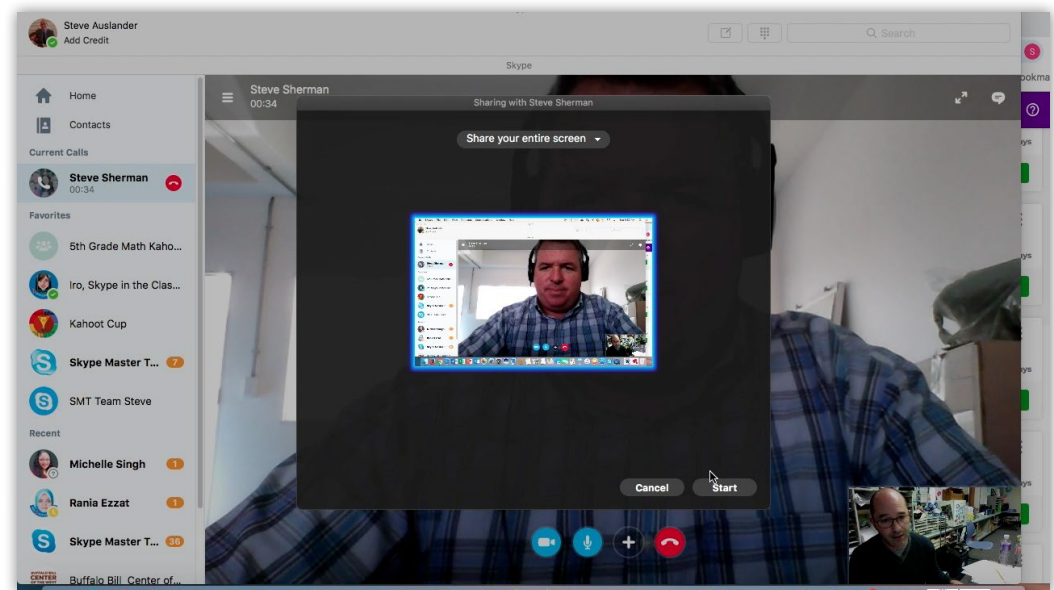
Kahoot! Certified for schools

Connected Kahoot!'ing

Step-by-step to an awesome connected kahoot

Firstly, when planning your kahoot, make sure you have access to a high-quality internet connection and that those joining you do as well. Secondly, check the time zones of participants - make sure everyone knows when to join the game no matter where they are in the world, and avoid late night or early morning hours.

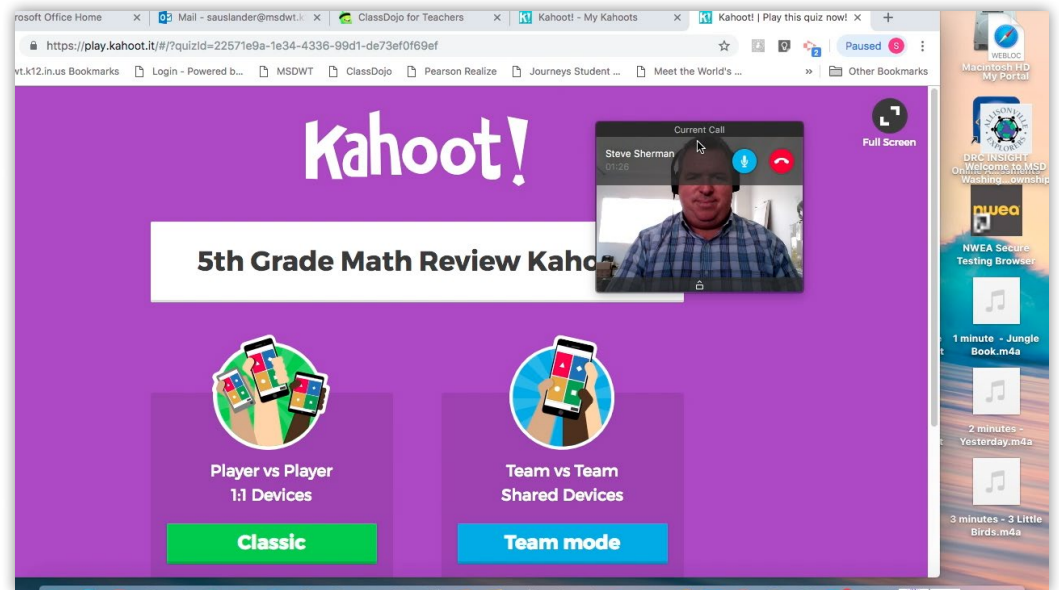
1. Ensure your webcam and mic are switched on and working.
2. Open up your favorite video conferencing tool, for example, Skype. Remember, it has to allow screen sharing.
3. Agree on which participant will share their screen and host the kahoot - it's best to decide this when planning the kahoot.
4. Opt to begin the connected kahoot with either an individual or a group by starting a video call.
5. The host selects the screen sharing feature on their video conferencing tool and ensures all participants can see each other and the host's screen.
6. Before jumping into the kahoot, make introductions - super important for classrooms who've never "met" each other before!



Kahoot! Certified for schools

Connected Kahoot!'ing

7. When ready to play, the host minimizes the other participants' videos, navigates to the kahoot game, and clicks **Play**, followed by **Teach**.
8. Choose from **Classic** or **Team Mode** - the latter can work well for kahoots with large amounts of players, or where not everyone has a device to join.
9. Play the kahoot!
10. Be sure to take advantage of teachable moments or spark discussion in between questions.
11. After the kahoot, finish with an informal Q&A for players to discuss what they learned and find out if they have any questions for each other.



If the kahoot was with others from a different region or country, extend the learning by assigning them to discuss or write about what they learned about the other students' country, culture or language, as a follow-up project. Connected Kahoot!'ing is also an essential part of most teachers' toolbox when it comes to keeping students engaged and motivated during distance learning. Not only does it help keep learning on track, but it helps teachers and students maintain a relationship during times of learning from home.

Connected Kahoot!'ing can also be expanded to foster positive virtual relationships with parents and peers. It's not limited to learning: Create fun kahoots and run virtual quizzes for your community as it's more important than ever to create, nurture, and grow social connections.



Kahoot!
Certified for
schools



Here ends the connected kahoots course!

Here ends the connected kahoots course in the Kahoot! Certified for schools - Advanced program. Once you're ready to take the assignment, you can find the challenge link on the Kahoot! certified for schools page, and follow the instructions.

In order to complete the course assignment, you'll need to download the Kahoot! app to your iOS or Android device. You can find it in the [App Store](#) or on [Google Play](#).

Here's a reminder of how to open a Kahoot! challenge with the assignment:

1. After downloading the Kahoot! app to your mobile device, **log in** to your Kahoot! account – we need this info to be able to send you your diploma and badge!
2. When prompted to open the assignment challenge, **click the URL** to open the challenge in-app, or enter the PIN manually
3. You'll then be able to **accept the challenge** and play the assignment, which is structured as a multiple-choice kahoot. You can do the assignment in short rounds, taking breaks in between, or all at once.