

Get your start up successful ☺ 9/10 292 Leave

Four of the best ways to make your events more awesome

Using Kahoot! and Hopin's awesome new integration!

Chat • Kahoot! Event

- Jenny · 12:30
I've been waiting for this event so long!
- Jane · 12:30
Hey @everyone, I'm so excited for upcoming speeches!
- Rose · 12:31
The day has finally come! 🎉
- Daniil · 12:33
Hey guys! Just started my first session!
- Mike · Organizer · 12:34
Hello! We're starting soon. Stay tuned!
- Hubert · 12:43
Anyone already here? 😊
- Hazel · 12:44
We're going to talk about how to get your startup successful at 10 am GMT!
- Mike · Organizer · 12:45
Everyone, voting started!
- Mitch · 12:47
We're talking in sessions, come join!
- Hubert · 12:47
Coming! 😊

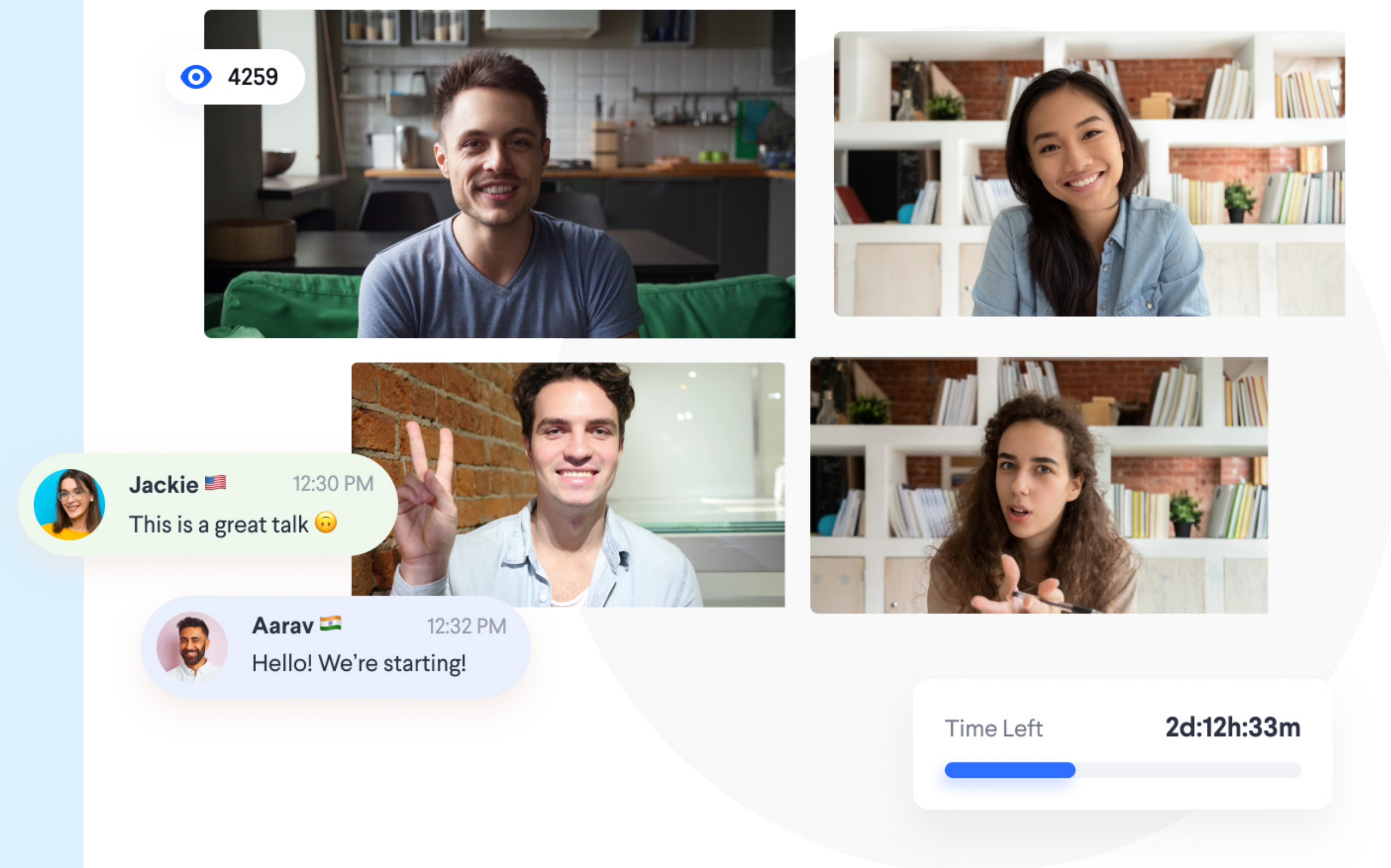
Four of the best ways to
make your events more awesome

Kahoot!




Kahoot! has teamed up with virtual event venue, Hopin, to support event hosts and organisers in maximizing audience engagement at virtual events.

Through the new integration, you can keep attendees on the edge of their seats by hosting kahoots on Hopin.



Here are some ways you
can use the integration to

**make your
events even
more awesome!**



Four of the best ways to
make your events more awesome

Kahoot!


1

Make your Kahoot! presentation slides visually appealing

Find the perfect picture in Kahoot!'s premium image library, which features millions of pictures from Getty Images.

Kahoot! Image Library provided by Getty Images

Virtual event



2





Keep the questions coming

Audiences pay more attention to your content if they know questions are coming!

Include a mix of multiple-choice quiz questions, true/false questions, type answers, and puzzles in your presentation to check in real-time if attendees absorbed key points.

Place into the correct order the process for adding a lead to Toohak for sales



 Create a new contact	 Add contact information	 Assign contact to correct sales rep	 Sales rep contacts lead
---	--	--	--

3

Spark discussions

No matter the size of the crowd, everyone has a voice with Kahoot!'s audience participation features.

Collect opinions with polls and word clouds, and gather instant feedback with open-ended questions.

What industry do you work in?



4

Mix it up, and stay succinct

Choose your slides carefully by including a healthy mix of questions and descriptive slides that require voice over.

A top tip here is to consider rich media such as videos, GIFs, images to really make your descriptive slides pop. When voicing over slides, try to keep your message succinct, and in step with what people are seeing on the screen.

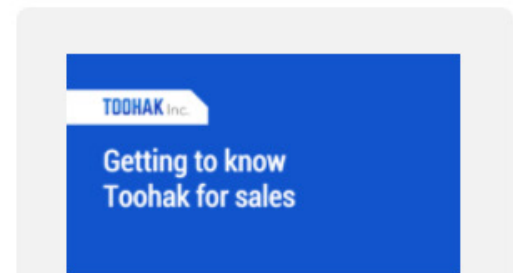


4 Slide




Welcome to Toohak...

5 Slide (imported)

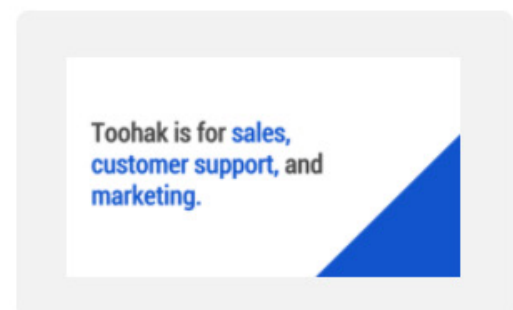


6 True or false

True or false: Tooha...



7 Slide (imported)



Read more about Hopin and Kahoot!'s integration at
kahoot.com/integrations

