

Kahoot! ACADEMY

How to create and list a course

Information

The steps illustrated in this document show how to create and list a course on Kahoot!'s Marketplace.



Before you start

Please note that all courses which you create for Kahoot!'s marketplace need to have:

- at least **2 preview images**
- at least **1 kahoot**
- a detailed **description**

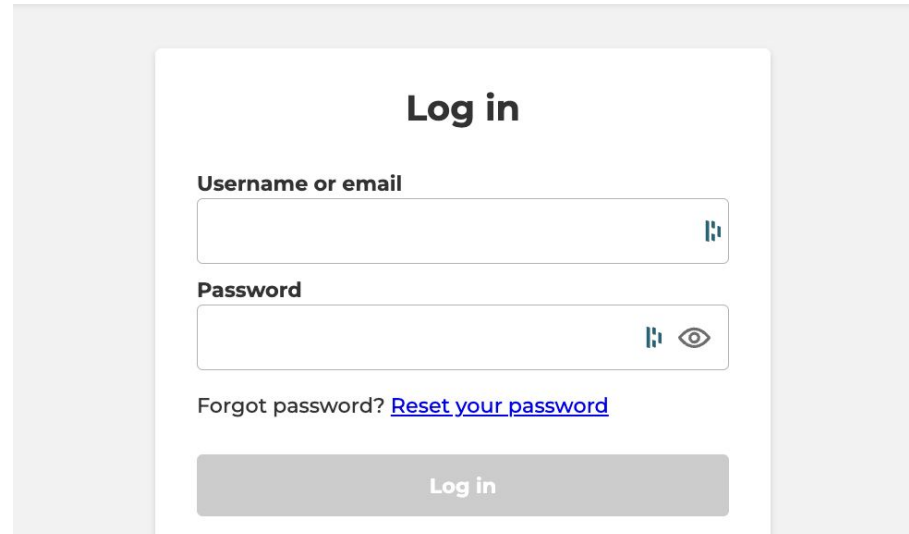


(1) Create your course

Step 1

Log in to Kahoot!

Go to <https://create.kahoot.it> and log in

A screenshot of the Kahoot! login interface. It features a white login card centered on a light gray background. The card has the title "Log in" at the top. Below the title are two input fields: "Username or email" and "Password". The "Password" field includes a toggle icon (an eye) to the right of the input box. Below the password field is a link that says "Forgot password? Reset your password". At the bottom of the card is a gray "Log in" button.

Log in

Username or email

Password

Forgot password? [Reset your password](#)

Log in



Math by Kristine

kristine_jo

Plan: Kahoot! EDU for school
& district (annual bill...)

Member of: Kahoot

My interests [Add interests](#)

Verified profile

Submit courses you want to list on marketplace, for review by the Kahoot! Team.

[View profile](#)[Add content](#)

Challenges overview

No deadline
October Ambassador
 3

Ends in 1 day
Math for all
 3

Ends in 2 days
Geographic trivia
 3

Course sessions

Courses

Collections

Welcome to Courses! When a course is created, you can create a course session, to assign it to learners and start the course!

[Create course](#)

What's new



New! Practice playful pedagogy this school year! Main takeaways from Kahoot! EDU Meetup: Fall edition

Earlier this week, almost 40,000 educators from around the globe signed up for our...



New! Maximize student engagement with the new Kahoot! Courses! - for the entire class session!

Now with Courses, educators can design full class sessions by combining different...



New! Foster and strengthen students' collaboration skills with Kahoot!'s new team mode option

Collaboration is one of the key 21st century skills. To help you bring students together...



Join the Kahoot! EDU Meetup: Fall edition for insightful PD sessions focused on playful pedagogy

Reserve your free seat on September 22 at 10:00am PDT for our PD event where you'll...



Teacher story: Interactive Kahoot!-based reading assignments have boosted student participation

5th grade teacher Jennifer Van Blair is really creative with using various media formats ...

My Kahoots

Kahoot! Audio



Science_ 138.5k plays

Anatomy and
Physiology of the

Science_by 2.8k plays

Biology: Cellular
Respiration

Science_b 54.9k plays

[See all \(231\)](#)

Kahoot!+ AccessPass

Access premium
content for learning,
entertainment &
engagement

[Get started now](#)

Latest reports



September 24, 2019

Earth Science: Earth's Atmosp...



May 2, 2019

Biology: Genetic Mutations



Math by Kristine

kristine_jo

Plan: [Kahoot! EDU for school & district \(annual bill...](#)

Member of: Kahoot

My interests [Add interests](#)

Verified profile

Become a seller and start earning from your content. Create a marketplace account from your Verified profile.

[Edit profile](#)

Challenges overview

No deadline
October Ambassador
3

Ends in 1 day
Math for all
3

Ends in 2 days
Geographic trivia
3

Course sessions

Courses

Collections

Welcome to Courses! When a course is created, you can create a course session, to assign it to learners and start the course!

[Create course](#)

What's new



New! Practice playful pedagogy this school year! Main takeaways from Kahoot! EDU Meetup: Fall edition
Earlier this week, almost 40,000 educators from around the globe signed up for our...



New! Maximize student engagement with the new Kahoot! Courses! - for the entire class session!
Now with Courses, educators can design full class sessions by combining different...



New! Foster and strengthen students' collaboration skills with Kahoot!'s new team mode option
Collaboration is one of the key 21st century skills. To help you bring students together...



Join the Kahoot! EDU Meetup: Fall edition for insightful PD sessions focused on playful pedagogy
Reserve your free seat on September 22 at 10:00am PDT for our PD event where you'll...



Teacher story: Interactive Kahoot!-based reading assignments have boosted student participation
5th grade teacher Jennifer Van Blair is really creative with using various media formats ...



Kahoot



Course



16 Questions

Physiology of the

Science by 2.8k plays



Biology: Cellular

Step 3: Select **Course**[See all \(231\)](#)

Kahoot! + AccessPass

Access premium content for learning, entertainment & engagement

[Get started now](#)

Latest reports



September 24, 2019
Earth Science: Earth's Atmosp...



May 2, 2019
Biology: Genetic Mutations

April 30, 2019

Kahoot!

Add course title

70



Exit

Save

+ Add activity

Add your first activity to add more.

Add an activity

Step 4 : Add a descriptive, yet catchy title to help others find your course



Kahoot



Math lab

Kahoot!

Add course title

70



Exit

Save

+ Add activity

Add your first activity to add more.

Add an activity



Kahoot



Math lab

Step 5 : Click the 'settings' icon to enter basic course information

Basic Information

Design

Visibility

Description

Describe your course in a few sentences.

Add description here...

500

Topics

Add topics that best describe your course.

Add topics

Language

Set the language of your course.

English

Step 6: Put key info in the description field such as age/grade, topics, purpose, alignment, but also #hashtags (e.g. keywords you would use to search for your course, like #biology, #grade5-8, etc.)

Basic Information

Design

Visibility

Description

Describe your course in a few sentences.

Add description here...

500

Topics

Add topics that best describe your course.

Add topics

Language

Set the language of your course.

English

Step 7: Select the topics which best fit your course

Course settings

✓ Saved to: Drafts



Done

Basic Information

Design

Visibility

Description

Describe your course in a few sentences.

Add description here...

500

Topics

Add topics that best describe your course.

Add topics

Language

Set the language of your course.

English


Step 8: Select the language of your course

Course settings

✓ Saved to: Drafts



Done

Basic Information

Design

Visibility

Images

Add up to 5 preview images and set a cover image. You'll need to add **at least 2 images** to list this course on the marketplace.

Click "Add" or drop your images here

Add**Step 9: Click Design**

Course settings

✓ Saved to: Drafts



Done

Basic Information

Design

Visibility

Images

Add up to 5 preview images and set a cover image. You'll need to add **at least 2 images** to list this course on the marketplace.

Click "Add" or drop your images here


















Step 10: Click on **Add image**

Step 11:
Either
upload your
own image
or use one
from our
image
library

Popular images Provided by Getty Images

★ You have 1 free image left [Learn more](#)



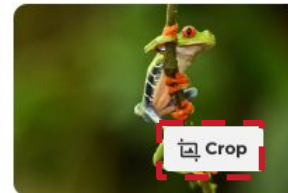
↑ Upload image

Course image


Course details page preview



Campaign page thumbnail



Discover page thumbnail



Cancel

Add

Step 12: Here you can see how the uploaded image looks on the different parts of the Kahoot! platform. Click **Crop** if you want to adjust them

Course

Course detail

Crop image



Close

Save

thumbnail

Crop

thumbnail

Crop

Add

Step 13: You can zoom in or out using the scale below the image.


You can also change the image section by moving the mouse over the image, pressing the left button, and moving the mouse accordingly. Click **Done** to return to the previous page

Course image

Course details page preview



Campaign page thumbnail



Discover page thumbnail



Cancel

Add

Step 14: Select **Add** to add the image to your course

Course settings

✓ Saved to: Drafts



Done


Basic Information

Design

Visibility

Images

Add up to 5 preview images and set a cover image. You'll need to add **at least 2 images** to list this course on the marketplace.



Previews



Marketplace pro tip: Previews help buyers know what your course is about.

Add or drop max. 5 images here

Add



Step 15: Add between 2 and 5 preview images. Preview images will help buyers know more about what this course is about.

Course settings

✓ Saved to: Drafts



Done


Basic Information

Design

Visibility

Images

Add up to 5 preview images and set a cover image. You'll need to add **at least 2 images** to list this course on the marketplace.




Previews



Marketplace pro tip: Previews help buyers know what your course is about.

Add or drop max. 5 images here

Add



Step 16: You can always change an image or set it as the cover image by clicking on the 3 dots

Course settings

✓ Saved to: Drafts



Done


Basic Information

Design

Visibility

Images

Add up to 5 preview images and set a cover image. You'll need to add **at least 2 images** to list this course on the marketplace.




Previews



Marketplace pro tip: Previews help buyers know what your course is about.

Add or drop max. 5 images here

Add



We recommend to include a **course preview image** in your course. This will help buyers to better understand the details of your course.

You can find templates here:
[Course Preview Template](#)

Course settings

✓ Saved to: Drafts



Done

Basic Information

Design

Visibility

Visibility

Choose who can view this course.

**Private**

Only visible to you.

**Public**

Visible to everyone on the Discover page.

Step 17: Click **Visibility**

Course settings

✓ Saved to: Drafts



Done

Basic Information

Design

Visibility

Visibility

Choose who can view this course.

**Private**

Only visible to you.

**Public**

Visible to everyone on the Discover page.

Step 18: Set your course visibility and click **Done.**

Your course must be set to **Public** for it to be viewed on the marketplace.

+ Add activity

Add an activity



Step 19: Add an activity to your course. You can choose multiple activities per course.



Kahoot



Document



Math lab

< Select a kahoot



Search kahoots...

**Biology basics**

✓ Selected

15 Q

kristine_jo

32 plays

**Photosynthesis**

Select

10 Q

kristine_jo

12 plays

**Anatomy**

Select

25 Q

kristine_jo

18 plays

**Cells and molecular biology**

Select

18 Q

kristine_jo

424 plays

**Did you know? Equity & Compliance training**

Add 1 Kahoot

Step 20: When you add a kahoot you can either search in your Library for the kahoots you want to add or select the ones which are already in your list by clicking **Select**. You can add multiple at one time!

< Select a kahoot



Search kahoots...



15 Q

Biology basics

✓ Selected

kristine_jo

32 plays



10 Q

Photosynthesis

Select

kristine_jo

12 plays



25 Q

Anatomy

Select

kristine_jo

18 plays



18 Q

Cells and molecular biology

Select

kristine_jo

424 plays



Add 1 Kahoot

Step 21: Click **Add Kahoot** when you have selected all the kahoots for your course

Best practices guide:

Include a facilitation or resource guide

A lesson plan or teacher guide explains everything an educator needs to know to successfully implement the activity with a group of learners, including recommended Kahoot! game settings. ***Feel free to use these optional resource guides in [purple](#), [blue](#), [green](#) or [red](#)!***

Kahoot!
Resource guide

Resource title Descriptive yet catchy! Ex. 'Multiplication Mania' or 'Can You Guess These Animals?'	Objective(s) or learning goal(s) Ex. 'At the end of this course, learners will be able to...' or 'In this course, learners will work towards...'	Suggestions on how to use this resource Ex. 'This is a collection of kahoots that can be done in separate sittings or all at one time.' Ex. 'This is a full course that is meant to be completed all during one class period.' Ex. 'All the content in this course builds on each other versus you can pick and choose activities in no specific order.'
Teaching duration Ex. 1 class period or 3 30-minute sessions or 4 hours total	Other materials Ex. Counters, Unifix cubes	
Target audience Ex. Grades K-2 or Ages 5-15		

Course content

Add series of kahoots and documents.

Add kahoot

Add document

Add activity

Play in sequence



Kahoot

Biology basicskristine_jo 

Kahoot

Photosynthesiskristine_jo 

Kahoot

Anatomykristine_jo 

Kahoot

Cells and molecular biologykristine_jo 

Kahoot

Our skeletonkristine_jo 
Step 22: Click
Save



Biology basics for higher secondary biology

[Start](#)

This lesson plan is for higher secondary biology - 11th std. Teskt helps teams spot tag resolve tasks on web project faster! Create a task exactly where the change is needed on your website across multiple pages and screen resolutions.

**Kristinejo**

Last edited 20.06.21

Kahoots (8)**Sessions (0)**

Step 23: Look through your final course, make sure everything is correct and in order. If you want to make any changes, click on the 3 dots next to the **Start** button



16 questions

Photosynthesis

kristine_jo



16 questions

Kahoot Anatomy

kristine_jo



16 questions

Kahoot Cells and melcular biology

kristine_jo



Kahoot

Best practices guide:

Content recommendations

Definitely

- Use descriptive but also catchy titles and descriptions
- Put key info in the description field such as age/grade, topics, purpose, alignment, etc.
- Use high quality images and GIFs (e.g. Getty Images, Giphy)

Maybe

- Use YouTube or Vimeo videos in your kahoots
- Add a facilitator's resource guide if it would support the experience you have designed

Don't

- Don't have unrelated topics in one course / collection - make it easy for users to understand what it is about
- Don't use protected content from someone else, be sure to respect 3rd party copyrights

(2) List your course for sale



Mat Kristine

Step 1: Click on **Home**
(if not automatically redirected
to the home screen)

Member of:

Kahoot!

My interests

[Add interests](#)**Verified profile**

Submit courses you want to list
on marketplace, for review by
the Kahoot! Team.

[View profile](#)[Add content](#)

Challenges overview

No deadline
October Ambassador
 3

Ends in 1 day
Math for all
 3

Ends in 2 days
Geographic trivia
 3

[Course sessions](#)[Courses](#)[Collections](#)

Welcome to Courses! When a course is created, you can create a course
session, to assign it to learners and start the course!

[Create course](#)

What's new



New! Practice playful pedagogy this school year! Main takeaways from Kahoot!
EDU Meetup: Fall edition
Earlier this week, almost 40,000 educators from around the globe signed up for our...



New! Maximize student engagement with the new Kahoot! Courses! - for the
entire class session!
Now with Courses, educators can design full class sessions by combining different...



New! Foster and strengthen students' collaboration skills with Kahoot!'s new
team mode option
Collaboration is one of the key 21st century skills. To help you bring students together...



Join the Kahoot! EDU Meetup: Fall edition for insightful PD sessions focused on
playful pedagogy
Reserve your free seat on September 22 at 10:00am PDT for our PD event where you'll...



Teacher story: Interactive Kahoot!-based reading assignments have boosted
student participation
5th grade teacher Jennifer Van Blair is really creative with using various media formats ...

[My Kahoots](#)[Kahoot! Studio](#)

**Chemistry: Periodic
Table**
Science_ 138.5k plays



**Anatomy and
Physiology of the**
Science_by 2.8k plays



**Biology: Cellular
Respiration**
Science_b 54.9k plays

[See all \(231\)](#)**Kahoot!+AccessPass**

Access premium
content for learning,
entertainment &
engagement

[Get started now](#)

Latest reports



September 24, 2019
Earth Science: Earth's Atmosp...



May 2, 2019
Biology: Genetic Mutations

April 30, 2019



Math by Kristine

kristine_jo

Plan: [Kahoot! EDU for school
& district \(annual bill...](#)

Member of: Kahoot

My interests [Add interests](#)

Verified profile

Submit courses you want to list on marketplace, for review by the Kahoot! Team.

[View profile](#)[Add content](#)

Step 2: Click on **Add content** in the Verified profile section

🏆 Ends in 1 day
Math for all
👤 3

🏆 Ends in 2 days
Geographic trivia
👤 3

Course sessions

Courses

Collections

Welcome to Courses! When a course is created, you can create a course session, to assign it to learners and start the course!

[Create course](#)

What's new



New! Practice playful pedagogy this school year! Main takeaways from Kahoot! EDU Meetup: Fall edition

Earlier this week, almost 40,000 educators from around the globe signed up for our...



New! Maximize student engagement with the new Kahoot! Courses! - for the entire class session!

Now with Courses, educators can design full class sessions by combining different...



New! Foster and strengthen students' collaboration skills with Kahoot!'s new team mode option

Collaboration is one of the key 21st century skills. To help you bring students together...



Join the Kahoot! EDU Meetup: Fall edition for insightful PD sessions focused on playful pedagogy

Reserve your free seat on September 22 at 10:00am PDT for our PD event where you'll...



Teacher story: Interactive Kahoot!-based reading assignments have boosted student participation

5th grade teacher Jennifer Van Blair is really creative with using various media formats ...

My Kahoots

Kahoot! Studio



Chemistry: Periodic Table

Science_ 138.5k plays



Anatomy and Physiology of the

Science_by 2.8k plays



Biology: Cellular Respiration

Science_b 54.9k plays

[See all \(231\)](#)

Kahoot!+AccessPass

Access premium content for learning, entertainment & engagement

[Get started now](#)

Latest reports



September 24, 2019

Earth Science: Earth's Atmosp...



May 2, 2019

Biology: Genetic Mutations

April 30, 2019

Verified profile page

Preview

Save

Personal info



Name

kristine_jo

Email

kristine@kahoot.com

Primary language ?

English



Add more

Social media profiles



Verified profile info

Short page title ?

Learn with Kristine

Intro ?

Limits & Continuity, including how to solve every kind of limit problem, and how to find

Marketplace **New!**[Learn more about Kahoot! Marketplace](#)

Set up a marketplace account to list your content



Sign up as a seller



Create a course



Submit your first course

Step 3: Click on **Sign up as a seller**



Plants



Geography



Geography 2

Verified profile page

Preview

Save

Personal info



Name

kristine_jo

Email

kristine@kahoot.com

Primary language ?

English



Add more

Social media profiles



Verified profile info

Short page title ?

Learn with Kristine

Intro ?

Limits & Continuity, including how to solve every kind of limit problem, and how to find

Enter your PayPal account email

You'll receive payments through PayPal. Enter the email associated to your PayPal account. [Learn more about payments](#)

Don't have a PayPal account? [Sign up here](#)

PayPal account email

nancy.drew@paypal.com

Confirm PayPal account email

nancy.drew@paypal.com

Cancel

Next

Step 4: Enter your PayPal account email or create a PayPal account and click **Next**

[Learn more about Kahoot! Marketplace](#)

Submit your first course

Plants

Geography

Geography 2

Verified profile page

Personal info



Name

kristine_jo

Email

kristine@kahoot.com

Primary language ?

English



Add more

Social media profiles



Verified profile info

Short page title ?

Learn with Kristine

Intro ?

Limits & Continuity, including how to solve every kind of limit problem, and how to find

Plants

Geography

Geography 2

Enter your address

This information is needed to pay out your royalty fees.

Street address

Lillebrorsveg 8

Apt, suite, etc

(Optional)

City

Hamar

Country

Norway

ZIP/Postal code

2316

Cancel

Next

Step 5: Enter your information and click **Next**

Verified profile page

Preview

Save

Personal info



Name
kristine_jo

Email
kristine@kahoot.com

Primary language ?

English

Add more

Social media profiles



PayPal account

Email



kristine@gmail.com

Edit email



Marketplace New!

[Learn more about Kahoot! Marketplace](#)


Set up a marketplace account to list your content



You're now a seller!



You've created a course!



Submit your first course

Step 6: Create your first course if you haven't already

Page content

Top kahoots ?



Verified profile page

Preview

Save

Personal info



Name

kristine_jo

Email

kristine@kahoot.com

Primary language ?

English

Add more

Social media profiles



PayPal account

Email

kristine@gmail.com

Edit email

Marketplace New!

[Learn more about Kahoot! Marketplace](#)

Set up a marketplace account to list your content

✓

You're now a seller!

✓

You've created a course!

Submit your first course

Step 7: Add courses for sale by clicking here

Page content

Top kahoots ?



Verified profile page

Personal info

Profile photo



Short page title ?


kristine_jo

Personal website ?

Add external link

Banner

Cover image



Upload picture



About

Short page title ?

Learn with Kristine

Preview

Save

Add course

Search courses



Select the course you'd like to list



A guide to learning

2 kahoots



Literature 1

10 kahoots



Biology

9 kahoots



A guide to learning



Cancel

Add

Step 8: Select the course(s)
you want to list on the
marketplace

Plants

Geography

Geography 2

Add course

Verified profile page

Preview

Save

Personal info

Profile photo



Short page title ?


kristine_jo

Personal website ?

Add external link

Banner

Cover image



Upload picture



About

Short page title ?

Learn with Kristine

Add course

Search courses



Select the course you'd like to list



A guide to learning

2 kahoots



Literature 1

10 kahoots



Biology

9 kahoots



A guide to learning



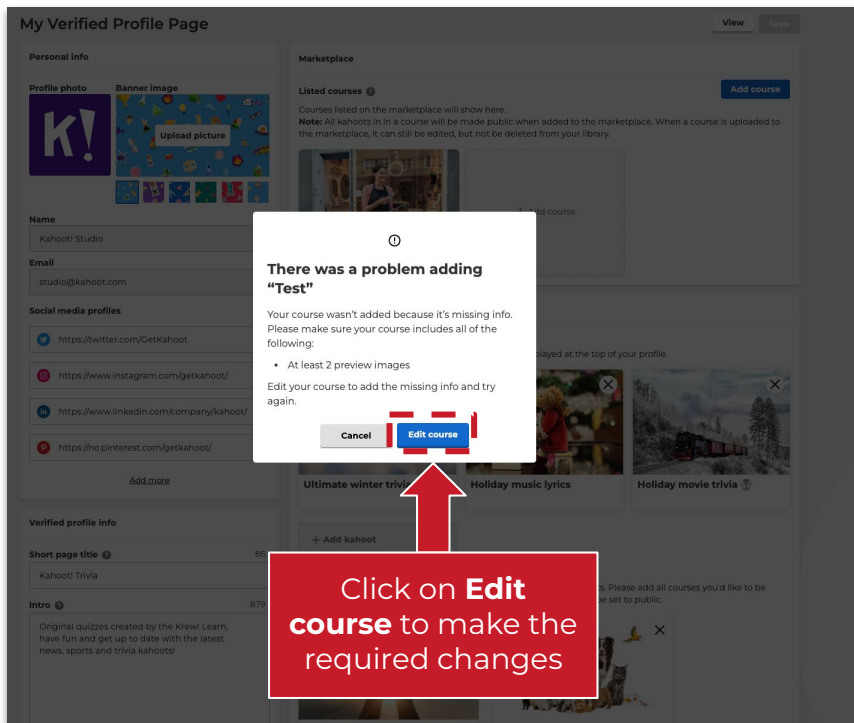
Cancel

Add

Step 9: Click on
Add

Information:

What if I get an error message



You might not be able to add your course to the marketplace. This might be because:

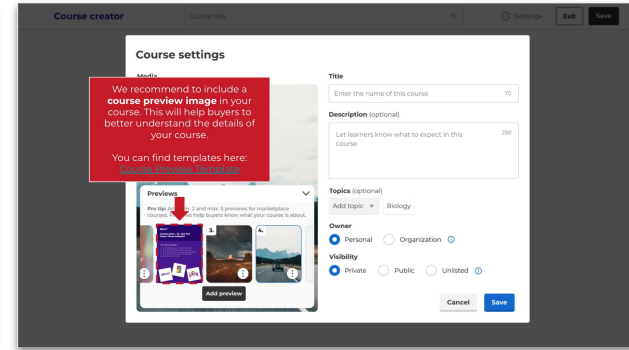
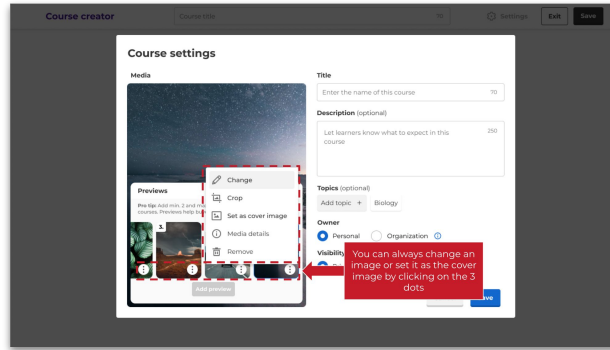
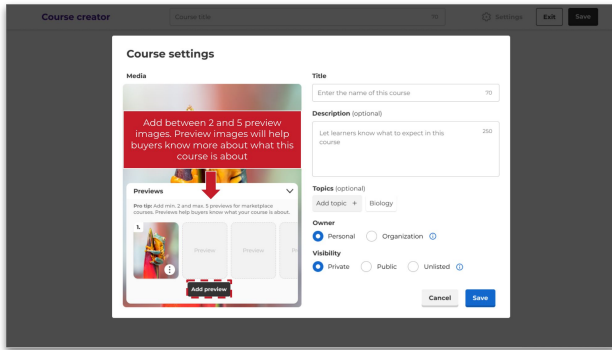
- Your course only **has 1 cover image**, but marketplace courses **require at least 2 preview images**
- A **detailed description** is **missing** in your kahoot

You can make the required edits by clicking **Edit course**



Best practice sharing:

What are good preview images?



How many should I have?

We recommend adding between 2 and 5 preview images to your course. They will help buyers understand what the course is about since all the details will only be visible after purchase

How should it look?

Make sure that all images are of high quality, relevant for the course and cropped correctly. You can always edit or change the images by clicking on the 3 dots

Shall I only add images?

Images are great, but we also recommend adding a course preview image as your second image to explain in more detail what is included in the course. You can find a template [here](#)

Verified profile page

Preview

Save

Personal info

Profile photo



Short page title ?

kristine_jo

Personal website ?

Add external link

Banner

Cover image

Upload picture



About

Short page title ?

Learn with Kristine

Marketplace **New!**

Listed courses ?



Biology

9 kahoots

Adding this course to the marketplace will make all private kahoots available to buyers once your listing is approved.

Cancel

Continue

Step 10: Confirm this message if it pops up

Verified profile page

Preview

Save

Personal info



Name

kristine_jo

Email

kristine@kahoot.com

Step 11: Set the 'sale' price for
your course



Set the price for "Biology"

You can change the price from your Verified profile.

☒ **\$3.00**

Recommended for courses with up to 10 activities.

☐ **\$6.00**

Recommended for courses with 10-20 activities.

☐ **\$10.00**

Recommended for courses with 20-30 activities.

Cancel

Next

[Learn more about Kahoot! Marketplace](#)

Submit your first course



Social media profiles

Verified profile info

Short page title ?

Learn with Kristine

Intro ?

Limits & Continuity, including how to solve every kind of limit problem, and how to find

Plants

Geography

Geography 2

Verified profile page

Preview

Save

Personal info

Profile photo



Short page title ?

kristine_jo

Personal website ?

link

Step 12: Confirm
your rights &
agree to the
terms and
conditions

Confirm your rights to use this content

By uploading the selected material I confirm that I have read and agree to Kahoot!'s [Terms and Conditions](#).

I hereby confirm that:

- ☒ I have all rights necessary to upload the selected material to Kahoot!
- ☒ the selected material is in line with Kahoot!'s [Acceptable Use Policy](#) and [Editorial Guidelines](#) and does not violate any laws or the intellectual property rights, publicity, privacy or any other rights of others.

I understand that I am solely responsible for lawfulness and correctness of the selected material I upload to Kahoot.

Cancel

Confirm & add

Banner

Cover

Upload picture



About

Short page title ?

Learn with Kristine

Plants

Geography

Geography 2

Add course

Verified profile page

Preview

Save

Personal info

Profile photo



Short page title ?

kristine_jo

Personal website ?

Add external link

Banner

Cover image



Upload picture



About

Short page title ?

Learn with Kristine


Marketplace

Listed courses ?

Add course

Courses added to marketplace are reviewed by Kahoot! before they're listed. All the kahoots in it will be set to public. You can still edit listed courses, but not delete. You'll receive a notification when it's done.

Pending review



Biology

7 kahoots



+ Add course

The course is now pending final approval. You can either add more courses or click **Save** (see next step)

Page content

Top kahoots ?



Verified profile page

Preview

Save

Personal info

Profile photo



Short page title ?

kristine_jo

Personal website ?

Add external link

Banner

Cover image



Upload picture



About

Short page title ?


Learn with Kristine

Marketplace

Listed courses ?

Courses added to marketplace are reviewed by Kahoot! before they're listed. All the kahoots in it will be set to public. You can still edit it.

Pending review



+ Add course

Page content

Top kahoots ?



Step 13: Click on **Save** to complete the course submission

Verified profile page

Preview

Save

Personal info

Profile photo



Short page title ?

kristine_jo

Personal website ?

Add external link

Banner

Cover image



Upload picture



About

Short page title ?

Learn with Kristine

Marketplace

Listed courses ?

Add course

Courses added to marketplace are reviewed by Kahoot! before they're listed. All the kahoots in it will be set to public. You can still edit listed courses, but not delete. You'll receive a notification when it's done.

Approved

See if your course is approved here.



+ Add course

Page content

Top kahoots ?

